


Welcome to the Year 1 Curriculum Presentation



Miss Rees

The Year 1 Team

Class teacher : Miss Rees

Teaching Assistants:

Mrs Luker (Monday-Wednesday)

Mrs Barnett (Thursday-Friday)

PPA cover:

Thursday afternoon – Miss Stenner



The Essentials!



Please could all children wear their P.E kits to school on a **Monday** and **Wednesday**.

Our PE uniform is as follows: a plain white (with or without school logo) polo top, a royal blue jumper or cardigan, plain black (no logos/ brands/ stripes) shorts, leggings or tracksuit bottoms, trainers not daps.

Please ensure earrings are removed or covered with tape on days children will be undertaking PE lessons. **Please could all sweatshirts, cardigans, coats, hats etc be named (anything that children may take off and leave around the classroom!!).**

Reading books need to be in school every day please in their bookbag.

A named water bottle (brought to school every day). Please ensure children **only have water** please.


- Please could all sweatshirts and cardigans be named
- Read Write Inc books to be brought in for changing on Fridays

Topics this Year

- The school follows Chris Quigley themes for art, design and technology, geography and history.
- Two year groups will focus on the same topic so children can demonstrate three levels of understanding: Basic (Y1), Advancing and Deep (Y2) learning.

We want to ensure our children know more, can do more and remember more!

- The themes will change every half term. Each theme is launched with a 'hook' e.g. Australian art day. Details of future hooks will come out closer to the time.



Long term overview 2021/22 - Year 1



CURRICULUM MAP 2021-2022

YEAR GROUP: 1 TEACHER: Miss Rees

	AUTUMN 1	AUTUMN 2	SPRING 1	SPRING 2	SUMMER 1	SUMMER 2
Theme	Australian Adventure	Great and ghastly events	Extreme Weather	Where am I? What am I?	Marvellous Movement	Ingenious Inventions
Hooks	Dress up ready for an adventure	Learn and perform a song	Wow Science lesson	Chocolate quarter historical walk	Library visit	The Museum of GWR
English	Instructions Narrative Diary	Recount Narrative Letter Writing	Poetry Non chronological report Narrative	Biography Leaflet Narrative	Instructions Narrative Letter	Poetry Leaflet Narrative
Maths	Place Value Addition and Subtraction (within 10)	Addition & Subtraction (within 10) Geometry: shape Place Value (within 20)	Addition & Subtraction (within 20) Place Value (within 50)	Length and Height Weight and Volume	Multiplication & division Fractions Geometry: Position & Direction	Place Value (within 100) Money Time
Science	Animals	Everyday Materials	The four seasons	Shadows and the weather	Plants	Humans
RE	How do we celebrate our journey through life?		How should we live our lives?	Creation - who made the world?	Gospel– what is the good news that Jesus brings?	
History		Great Fire of London— Samuel Pepys Guy Fawkes		George Cadbury Local History		Toys and Transport— Brunel and Armstrong
Geography	Compare and contrast our locality to Australia		Weather Continents and Oceans Key features of places		Countries and capitals of the UK Physical and Human features of the UK Study of our school locality	
DT	Materials and construction		Textiles—weather symbol sewing pictures		Mechanisms –explore leavers, sliders, wheels and axels	
Art		Switzerland—Georg Gerster		Tiger in a tropical storm		Still life with fruit
PE	Gymnastics/Invasion Games	Dance/Invasion Games	Dance/Hockey	Invasion Games/ Gymnastics	Athletics/Invasion Games	Athletics/Invasion Games
Music (Charanga)	Hey you!	Rhythm in the way we walk and The Banana Rap	In the groove	Round and Round	Your Imagination	Reflect, rewind and Replay
Computing (Purple Mash)	Online Safety and exploring purple Mash	Grouping and Sorting Lego Builders	Maze Explorers	Animated Story books	Coding	Spreadsheets Technology outside school
PSHE (Jigsaw)	Being me in my world	Celebrating differences	Dreams and Goals	Healthy Me	Relationships	Changing Me

Theme days

Day	Date
Environment Day <ul style="list-style-type: none"> As geographers 	Term 1 Friday 17 th September
#HelloYellow – Young Minds Morning <ul style="list-style-type: none"> As self-analysts As philosophers 	Term 1 Friday 8 th October
French Assembly <ul style="list-style-type: none"> As linguists 	Term 2 Tuesday 23 rd November
STEM Day <ul style="list-style-type: none"> As scientists As mathematicians As computer experts As designers 	Term 3 Wednesday 26 th January
Safer Internet Day <ul style="list-style-type: none"> As self-analysts As computer experts 	Term 3 Tuesday 8 th February
World Book Day <ul style="list-style-type: none"> As readers As writers 	Term 4 Thursday 3 rd March
Arts Day <ul style="list-style-type: none"> As artists As musicians As performers 	Term 6 Friday 17 th June
Sports Day <ul style="list-style-type: none"> As athletes 	Term 6 Friday 24 th June

Hook days



Class Hook Days/ Lessons

Hook	Description	Date	Cost
Term 1: Australian Adventure	Dress up ready for an adventure	Monday 13 th September 2021	Free
Term 2: Great and Ghastly Events	Learn and perform a song	Tuesday 2 nd November 2021	Free
Term 3: Extreme Weather	Wow Science lesson	Tuesday 4 th January 2022	Free
Term 4: Who am I? Where am I?	Chocolate quarter historical walk	Tuesday 29 th February 2022	Free
Term 5: Marvellous Movement	Library visit	Monday 25 th April 2022 (Y2) Tuesday 26 th April 2022 (Y1)	Free
Term 6: Ingenious Inventions	Museum of GWR	Tuesday 7 th June 2022	£

Maths

Daily maths sessions

Focus on a variety of activities to improve ability to use and apply maths.

They will be following the Year 1 objectives from the National Curriculum.

- Fluency
- Reasoning
- Problem Solving



English


Read, Write Inc.

- 30 minutes daily
- New sounds/revision daily
- Children split into groups to support their development
- Focus on reading and comprehension
- RWI book will come home
- We will hear your child read during RWI sessions

Talking about books *is vital* to their understanding and if they feel they enjoy reading silently to themselves this is to be encouraged. You can ask them to explain what they have read later. Joining the Library is useful so they have a greater choice of reading materials.

English

- Focus on writing
- Study a variety of texts
- Capital letters, full stops, finger spaces, spellings, reading their own work to check.



Homework

- **Spellings** – new spellings every Friday, please practise these at home, tested in class on Friday
- **Maths** – Doodle Maths, 1 new activity set every Friday. Once completed please try to do 'X' a day!

Times Table Rockstars has been set up for the children to practise their 10's. (This will need to be supported at this stage in Y1, if this is too challenging please practice counting in 10's first)

- **English** – Doodle English, 1 new activity set every Friday. Once completed please try do 'X' a day!
- **Reading** – please read the books that come home with your child, 1 RWI, 2 colour banded books.
- **Homework menu** – At the beginning of each term a new homework menu will be sent out



Seesaw



- Seesaw is the online platform that we use in Year 1.
- Every week I will send out a reminder about the spellings for the following week and remind the children to have a go on Doodle/TT Rockstars
- I may also send out whole class announcements, so please check weekly (if possible)
- This is also where you can post the children's chosen homework menu activities/tasks

Star of the week



- Each week at least one child will earn star of the week
- This will be presented by Mrs Graham in the whole school celebration assembly on the Monday of the following week
- Children earn stickers/Dojo points for a variety of reasons – good work, being helpful/kind, good listening, trying hard etc

Parents evening



- Parents evening will take place towards the end of Term 1 and in Term 3
- These will take place virtually – more details to follow
- If you have any concerns before this time, please email the office and we can arrange a convenient time for a phone call.

Questions



If you have any further questions please email me via the office.

Thank you for your continued support!