

School Closure Learning Term 4

17th April 2020

Please remember to write the full date at the top of your page before you start the task.

Writing tasks Year 1

Instructions

Can you write your own instructions?
Choose something that you want to make at home e.g. a recipe, making an Easter egg card, building a toy or making a model etc.

Character description

Can you plan and write your own character description of the Easter bunny?

When planning and writing try to describe:

- What it looks like,
- Where it lives,
- What it likes and doesn't like,
- What job does it have?

Can you make your own word search?

- 1) Decide on the theme e.g. Easter, Great Fire of London or football players or toys etc.
- 2) Make a list of words linked to the theme e.g. Easter = Jesus, palm, bunny, cross etc.
- 3) Make a grid and place these words in the grid e.g.

B						J
u						e
n						s
n						u
y						s
		c	r	o	s	S

- 4) Then add other letters into the gaps.
- 5) Can you see if someone in your family can find the words in your word search?

<u>Pupil Check</u>	<u>What I'm looking for?</u>	<u>Parent check</u>
	I can add a title	
	I can use capital letters, finger spaces and full stops	
	I can include a 'what you need' box.	
	I can include numbered steps to order my instructions e.g. 1, 2, 3, 4	
	I can use time connectives to order each step e.g. first, next, finally.	
	I can draw a picture and label it.	
	I can re-read my writing to check it makes sense.	

<u>Pupil Check</u>	<u>What I'm looking for?</u>	<u>Parent check</u>
	I can use capital letters, finger spaces and full stops	
	I can use a ?	
	I can use conjunctions e.g. and, but.	
	I can include adjectives e.g. fluffy, soft.	
	I can use a !	
	I can re-read my writing to check it makes sense	

Resources to support:

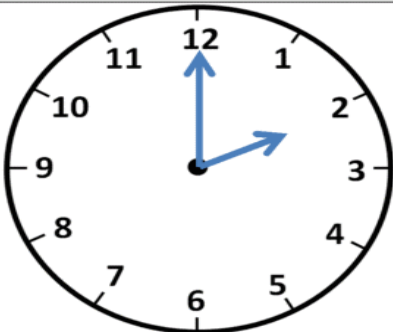
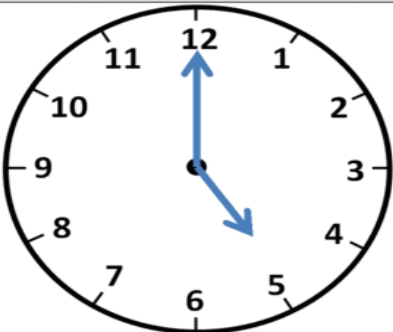
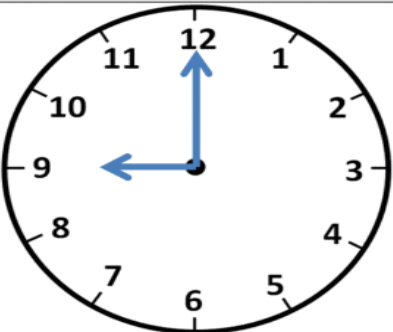
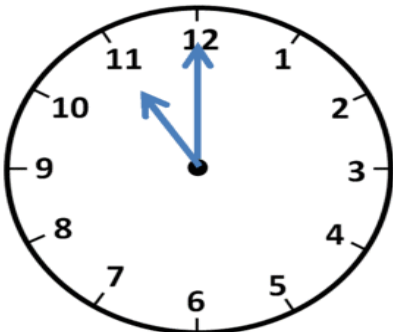
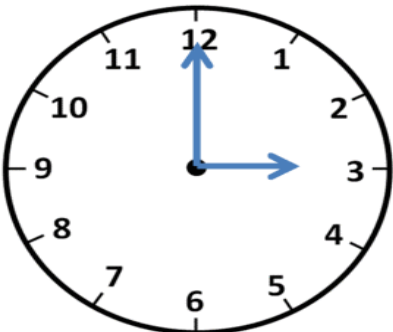
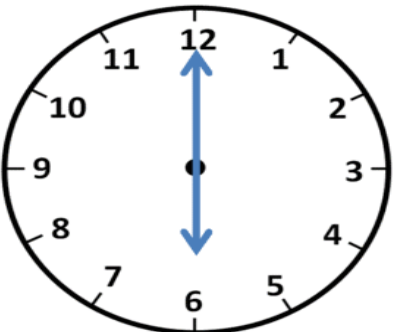
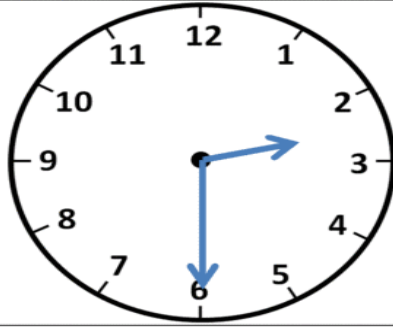
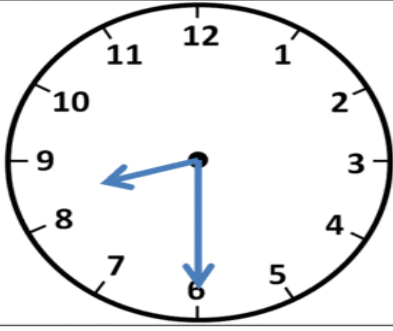
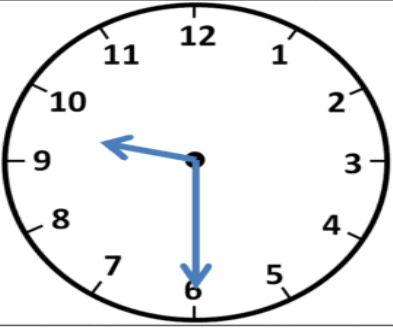
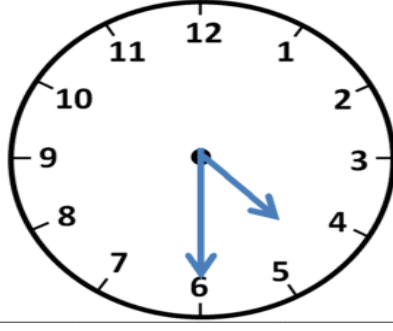
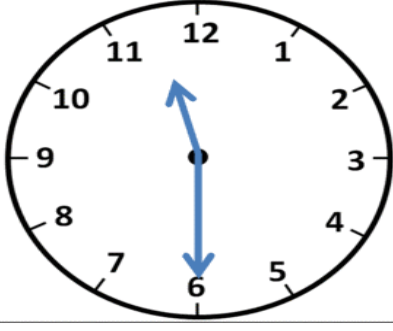
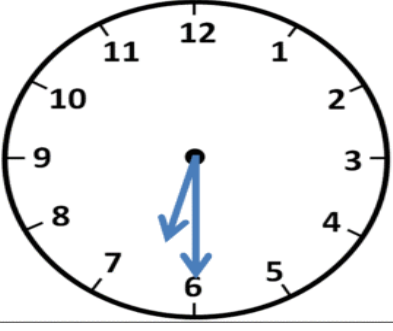
Great Fire of London
<https://www.bbc.co.uk/newsround/37222884>

Great Fire of London power point attached

Maths

Your maths task this week is to: Tell the time to the hour and half past the hour.

1. Read the times on these clock faces and write the time underneath.

		
2 o'clock	___ o'clock	___ o'clock
		
___ o'clock	___ o'clock	___ o'clock
		
Half past 2		
		

2. Draw the hands on a clock face to show these times:

*Use the faces below or make your own decorative clocks

1 o'clock	10 o'clock	12 o'clock
Half past 1	Half past 10	Half past 12



Purple Mash

Your task this week is to: Write about the Great Fire of London.

Instructions to complete this task are below:

- 1) First open your 2Do activity.
- 2) Click on the + in the image box and decide which images you would like to add into your two picture boxes.
- 3) Then click in the 'write in here' box and type and write about the Great Fire of London.
- 4) Save your work
 - If you click on the top right hand corner this will take you to a guide to Recount the events of the Great Fire of London in 1666.