

School Closure Learning Term 5

24th April 2020

Please remember to write the full date at the top of your page before you start the task.

Writing tasks Year 1

Setting description

Can you write your own setting description based on this magical Spring picture? You can use your imagination and even make things up that could be found inside this magical picture.



Write a letter

Can you plan and write a thank you letter to either the Easter bunny, Tooth Fairy, your mummy/daddy or someone you know? Make sure you explain what you are thanking them for.

Writing a superhero story

Can you plan and write a story about superheroes?

You will need a dice or you could draw a number out of a hat for this task.

Use this story grid to help you retell the story by rolling the dice to decide (by looking at the column) what and who is in your story.
































My Superhero Storyboard

twinkl	1	2	3	4	5	6
Setting						
Good Characters						
Bad Characters						
Prop						

Pupil Check	What I'm looking for?	Parent check
	I can use capital letters, finger spaces and full stops	
	I can describe using the 5 senses.	
	I can join sentences using and	
	I can use a !	
	I can re-read my writing to check it makes sense.	

Pupil Check	What I'm looking for?	Parent check
	I can use capital letters, finger spaces and full stops	
	I can use a ? or !	
	I can join sentences using and, but	
	I can use 'Dear'	
	I can include the date and address	
	I can re-read my writing to check it makes sense.	

Pupil Check	What I'm looking for?	Parent check
	I can use capital letters, finger spaces and full stops	
	I can use a !	
	I can use a ?	
	I can join sentences using but, and.	
	I can use adjectives	
	I can re-read my writing to check it makes sense.	
	I can read my story to an adult using expression	

My Superhero Storyboard						
						
Setting						
Good Characters						
Bad Characters						
Prop						

Maths

(Some resources for the maths activities are attached separately)

Your maths task this week is to: recognise and know the value of different coins and notes

1. Use the 'coin mat' to complete the 'coin recognition worksheet'. Can you cut the coins and match them to their value?



1p
One Penny



2p
Two Pence



5p
Five Pence



10p
Ten Pence



20p
Twenty Pence



50p
Fifty Pence





£1
One Pound



£2
Two Pounds

Cut and stick the coins in the right place.

1p	
2p	
5p	
10p	
20p	
50p	
£1	
£2	




2. **'Money matching card activity'**. Can you cut out the coins, notes and values? Can you turn all of them upside down? Take it in turns to turn over two cards, if they match you can keep the cards. Who can collect the most? **(SEE WORKSHEETS ATTACHED)**

3. 'How much do the ice creams cost?' Have a look at the ice-creams and use the coins to find out how much each one costs.

How Much Do the Ice Creams Cost?

How much does each ice cream cost? Look at the coins and write the total amount in the circle.

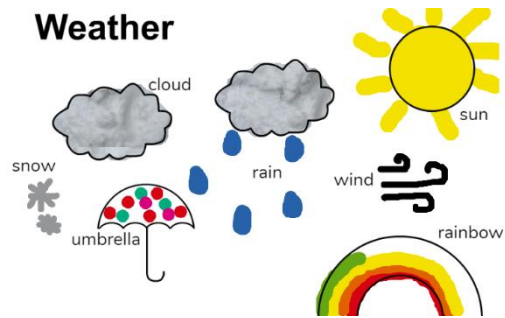




Purple Mash


Your task this week is to: Create a weather picture to show different types of weather.

It might look something like this:




Instructions to complete this task are below:

- 1) First open your 2D activity.
- 2) Read the words
- 3) Click and drag the words to the matching picture/symbol
- 4) On the left hand side you have colours to add detail to the symbols



Scroll on the triangle pointing up or down to select the colours. You can choose the thickness of your pencil by moving the brown rectangle along the horizontal triangle

- 5) Click on Abc and type your full name
- 6) Click on  and name and save your work