

School Closure Learning Term 5

24th April 2020

Please remember to write the full date at the top of your page before you start the task.

Writing tasks

Setting description

Can you write your own setting description based on this magical Spring picture? You can use your imagination and even make things up that could be found inside this magical picture.



Write a letter

Can you plan and write a thank you letter to either the Easter bunny, Tooth Fairy, your mummy/daddy or someone you know? Make sure you explain what you are thanking them for.

Writing a superhero story


























Can you plan and write a story about superheroes? You will need a dice or you could draw a number out of a hat for this task.

Use this story grid to help you retell the story by rolling the dice to decide (by looking at the column) what and who is in your story.

<u>Pupil Check</u>	<u>What I'm looking for?</u>	<u>Parent check</u>
	Capital letters, finger spaces and full stops	
	Describe using the 5 senses.	
	Conjunctions e.g. yet, however.	
	Noun phrases e.g. thick, black smoke	
	Use a !	

<u>Pupil Check</u>	<u>What I'm looking for?</u>	<u>Parent check</u>
	Capital letters, finger spaces and full stops	
	Use a ?	
	Comma in a list	
	Conjunctions e.g. but, and.	
	Noun phrases e.g. red, hot fire	
	Use a !	
	Use an apostrophe for contraction e.g. didn't, I'm.	

My Superhero Storyboard

						
Setting						
Good Characters						
Bad Characters						
Prop						

<u>Pupil Check</u>	<u>What I'm looking for?</u>	<u>Parent check</u>
	Capital letters, finger spaces and full stops	
	Use a ?	
	Commas in a list	
	Conjunctions e.g. but, and.	
	Noun phrases e.g. red, hot fire	
	Use a !	
	Use an apostrophe for contraction e.g. didn't, I'm.	
	If you're feeling brave can you try using speech marks?	

Purple Mash


Your task this week is to: Draw what some of the houses might look like when they were on fire during the Great Fire of London.




They might look like something like this:

Instructions to complete this task are below:

- 1) First open the Great Fire of London drawing 2D activity.
- 2) Think about what timber framed buildings might be drawn from that time.
- 3) On the left side of the page, you have the colours to draw the pencil with.



e.g.  Scroll on the triangle pointing up or down to select the colours. You can choose the thickness of your pencil by moving the brown rectangle along the horizontal triangle,

- 4) Begin to draw the houses that were burnt in the fire.

5) Save your task at the end.

TOP TIP - don't worry about your mistakes. Click on the pink cuboid to rub out any incorrections.



Maths

Topic of the week – Money

Children will need to recognise and use symbols for pounds (£) and pence (p)

Try this game to sort the coins into the correct labelled money box.

<https://www.topmarks.co.uk/money/coins-game>

Click on the sorting tab and click to sort one or two coins.



Children can find different combinations of coins that equal the same amounts of money.

Try this game to count the coins to solve the total amount.

<https://www.topmarks.co.uk/money/coins-game>

Click on the counting tab and count/add the coins.

Coins Game

Sorting Ordering **Counting**

Count the money

Single coins to 10p Single coins 20p - £2

1p to 10p 11p to 20p

4 coins to 20p Any 4 coins

Any 5 coins Any 6 coins

Choose:

topmarks