

**Year 1**  
**Phonics Screening**  
**Check**

# What is phonics?


- Children are taught to read by breaking down words into separate sounds or 'phonemes'. They are then taught how to blend these sounds together to read the whole word.
- Sounding out and blending is the skill needed for decoding words to read them.
- Segmenting is the skill needed for spelling, separating the sounds to write them. Sound fingers can be useful for this.

# What is the phonics screening?

- Every Year 1 child in the country will be taking a statutory phonics screening check in the same week.
- The check is very similar to tasks the children already complete during phonics lessons.
- The focus of the check is to provide evidence of children's decoding and blending skills, not to test their vocabulary or any other reading skills.

# What will my child be asked to do?

- Your child will be asked to read word, they can use their 'sounding out' to help them.
- The check will consist of 40 words including non-words (alien words).
- Children will be told if the word is a real or 'alien' word, with a corresponding alien image.



The checks consist of **20 real words and 20 non-words** that your child will be asked to read one-on-one with a teacher.

Non-words (or nonsense words, or pseudo words) are a collection of letters that will follow phonics rules your child has been taught, but don't mean anything – your child will need to read these with the correct sounds to show that they understand the phonics rules behind them.















































The words and non-words are divided into two sections – one with simple word structures of three or four letters, and one with more complex word structures of five or six letters.

Each of the non-words is presented with a picture of a monster / alien, as if the word were their name (and so your child doesn't think the word is a mistake because it doesn't make sense!).

ch	sh	th	th	ng	nk
ai	igh	ee	oa	oo	oo
ar	or	ur	ow	oi	ea r
air	ur e	er			

wh	ph	ay	a_e	ea	e_e
ie	i_e	ow	o_e	oe	ew
ue	u_e	aw	au	ir	ou
oy					



a 	o 	x 	t 	e 	p 	r 	i 	n 	m 	h 	b 	d 	g 
s ss 	c k ck 	q qu 	u oo 	j 	y 	ch 	sh 	th 	w wh 				
v 	f ff ph 	ow ou 	l ll 	oa ow oe o e 	oo ue ew u e 	ar 							
ng 	z zz 	ai ay a e 	ear 	igh 	ie 	i e 	ee 	e e 	ea 	air 			
ure 	oi oy 	or aw au 	er ur ir 	I no go the to into he she we me be was									
you they all are my her said have like so do come some were there little one when out what													

- Encourage your child to 'sound out' when reading or writing. Focusing particularly on spotting more unusual sound patterns.

Eg

**Digraph** - 2 letters making one sound

cow

**Trigraphs** - 3 letters making one sound

night

**Split digraphs** - 2 vowels with a consonant in between.

spine - i\_e

Rake - a\_e



tried  
fried

b

i

k

e

in

at

beg

sum


ot



vap



osk



ect



- The children will complete the check one to one in a quiet area of the school.
- The teacher will keep a record of the child's responses on a sheet.
- The teacher is not allowed to indicate to the child if they get the answer correct.

# How can I help my child?

Read with your child regularly and encourage them to use their sounds.

Children can practise their phonics by playing games online.



Use the example papers to help your child to use their phonic knowledge to sound and blend the words.

## **Mr Thorne Does Phonics**

<http://mrthorne.com/>

## **ICT games**

[www.ictgames.com/literacy](http://www.ictgames.com/literacy)

## **Teach your monster to read**

<http://www.teachyourmonstertoread.com/>

## **Phonics Play**

[www.phonicsplay.co.uk](http://www.phonicsplay.co.uk)

## **Family Learning**

[http://www.familylearning.org.uk/phonics\\_games.html](http://www.familylearning.org.uk/phonics_games.html)

- Children will be scored against a national standard (*the threshold pass mark will be released after the check week*).
- We will inform you of whether they fall below or within this standard in your child's end of year report.
- If your child's score falls below the national standard they will be expected to re-take the Phonics Screening Check when they are in year 2. They will provided with extra support in Year 2.



