


Hello Year 4!

I hope you and your families are well and had a lovely Easter in the sunshine!

Over Easter I have been trying to keep busy and chatted lots with my family. It was such lovely weather I managed to spend lots of it in my garden! I have listening to an audio book and doing some mindful colouring too! I hope you have all found some calm activities to enjoy!

This week you will have Doodle Maths learning column addition and subtraction. In Doodle English learning you will be looking at noun phrases and using commas after fronted adverbials. Don't forget Purple Mash – I can't wait to see your work on the Anglo-Saxons!



Here's a picture of me doing my daily exercise! Can you see what my Easter chocolate is in the shape of?

Remember, although it's great to do as much home learning as you can, you don't have to complete it all just do what is manageable and stay happy! Also, if you are stuck you can get in touch with the office and I will be able to help! We are working hard to get a new app for you called See Saw that should make it easier for us to keep in touch and for me to be able to help you. More information about this is coming soon!

A quick message for adults at home with you: I am aware that your child will be accessing a range of materials online to support their learning. To ensure that your child has the safest experience of being online, please can you check your firewall (privacy) settings at home are suitable for them. When I set homework such as research, I hope to point you in the direction of websites that should be safe to use but can you please monitor their safe surfing of the internet. 😊

Take care and I'll be in touch again on soon,

Miss Powell

Hello from Mrs Hillier

I hope you are well and have been enjoying some fun times in the sunshine over the Easter break.

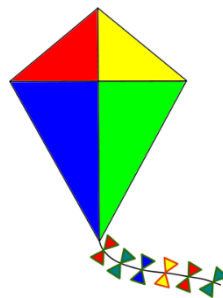
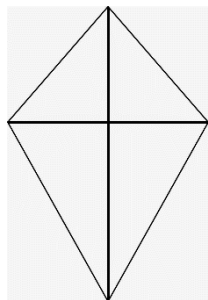
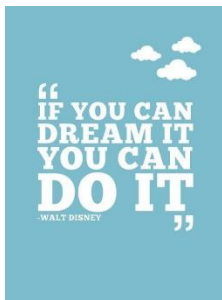
Over Easter I have been baking with my children. We have made bread, biscuits, and even some doughnuts which were lovely dipped in melted chocolate – you know how much I love chocolate! We have been remembering to do our daily exercise with Joe Wicks. Have you been able to answer his questions about other places in the world? And did any of you dress up for Fancy Dress Friday? Look on our school Twitter account to see what I dressed up as!



Here's a picture of the French apple tart we made...delicious with vanilla ice cream

Here is a Jigsaw activity for you to try...design a hopes and dreams kite.

Start by thinking about your hopes and dreams for the future...for next month, for next year, for when you're older. Now make a list of those things. Draw a kite outline on a piece of paper, on cardboard or even on bits of left-over wallpaper. Draw a line on your kite from top to bottom and another line going from left to right, to divide it into 4 sections. In each section write one of your hopes or dreams and draw a picture to go with it. Add some colour to your kite to make it eye-catching. If you draw the outline on some cardboard, maybe a cereal box, you could cut your kite out, add a tail to it and hang it from your ceiling!



Remember how we use Calm Me time in every Jigsaw lesson...maybe you could try using it before you start your home learning, so your mind feels calm and ready to learn.

Take care and I'll be in touch again soon,

Mrs Hillier