

Hello Year R!

I hope you and your families are well and had a lovely Easter in the sunshine!

Over Easter I have been trying to decorate my front room! All the wallpaper has been stripped off, and we've started painting and wallpapering but I've got a few holes to fill in on some walls!! You can see we are going for a pale grey colour, with one wall having some patterned grey wallpaper. I've also been enjoying the cooking efforts of my children – this holiday we've had a chicken and bacon pie, a chicken curry, and, my favourite, an Eton mess cheesecake!! I've also relaxed by reading some books – what stories have you been enjoying over the holidays?

I've enjoyed reading about what you have been doing in the Easter holidays on Purple Mash – it seems like lots of you have had fun searching for eggs, as well as doing lots of other things.

Have you managed to sing the days of the week song with your parents?

Well done for all your Doodling work this week. Did you know we are always near the top of the 'Top Doodlers' table each week!! Your next Doodle Maths learning is about 2D shapes, addition and some more work on patterns. There's a lovely dinosaur to decorate in Purple Mash – I can't wait to see your designs!!



Here's a picture of me painting my front room. 😊



Here's a picture of the lovely Eton cheesecake my children made. 😊

Remember, although it's great to do as much home learning as you can, you don't have to complete it all just do what is manageable and stay happy! Also, if you are stuck you can get in touch with the office and I will be able to help! We are soon going to be moving over to setting home learning on Tapestry. More information about the additional features we are going to be using will be coming soon!

A quick message for adults at home with you: I am aware that your child will be accessing a range of materials online to support their learning. To ensure that your child has the safest experience of being online, please can you check your firewall (privacy) settings at home are suitable for them. When I set homework such as research, I hope to point you in the direction of websites that should be safe to use but can you please monitor their safe surfing of the internet. 😊

Take care and I'll be in touch again on soon,

Mrs Bruton 😊

## Hello from Mrs Hillier

I hope you are well and have been enjoying some fun times in the sunshine over the Easter break.

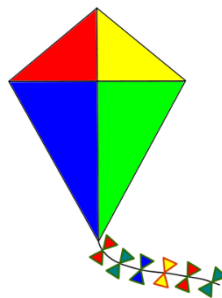
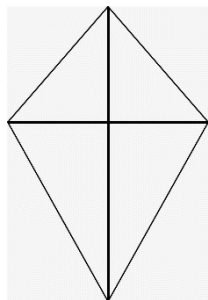
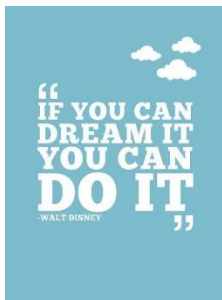
Over Easter I have been baking with my children. We have made bread, biscuits, and even some doughnuts which were lovely dipped in melted chocolate – you know how much I love chocolate! We have been remembering to do our daily exercise with Joe Wicks. Have you been able to answer his questions about other places in the world? And did any of you dress up for Fancy Dress Friday? Look on our school Twitter account to see what I dressed up as!



Here's a picture of the French apple tart we made...delicious with vanilla ice cream

Here is a Jigsaw activity for you to try...design a hopes and dreams kite.

Start by thinking about your hopes and dreams for the future...for next month, for next year, for when you're older. Now make a list of those things. Draw a kite outline on a piece of paper, on cardboard or even on bits of left-over wallpaper. Draw a line on your kite from top to bottom and another line going from left to right, to divide it into 4 sections. In each section write one of your hopes or dreams and draw a picture to go with it. Add some colour to your kite to make it eye-catching. If you draw the outline on some cardboard, maybe a cereal box, you could cut your kite out, add a tail to it and hang it from your ceiling!



Remember how we use Calm Me time in every Jigsaw lesson...maybe you could try using it before you start your home learning, so your mind feels calm and ready to learn.

Take care and I'll be in touch again soon,

Mrs Hillier